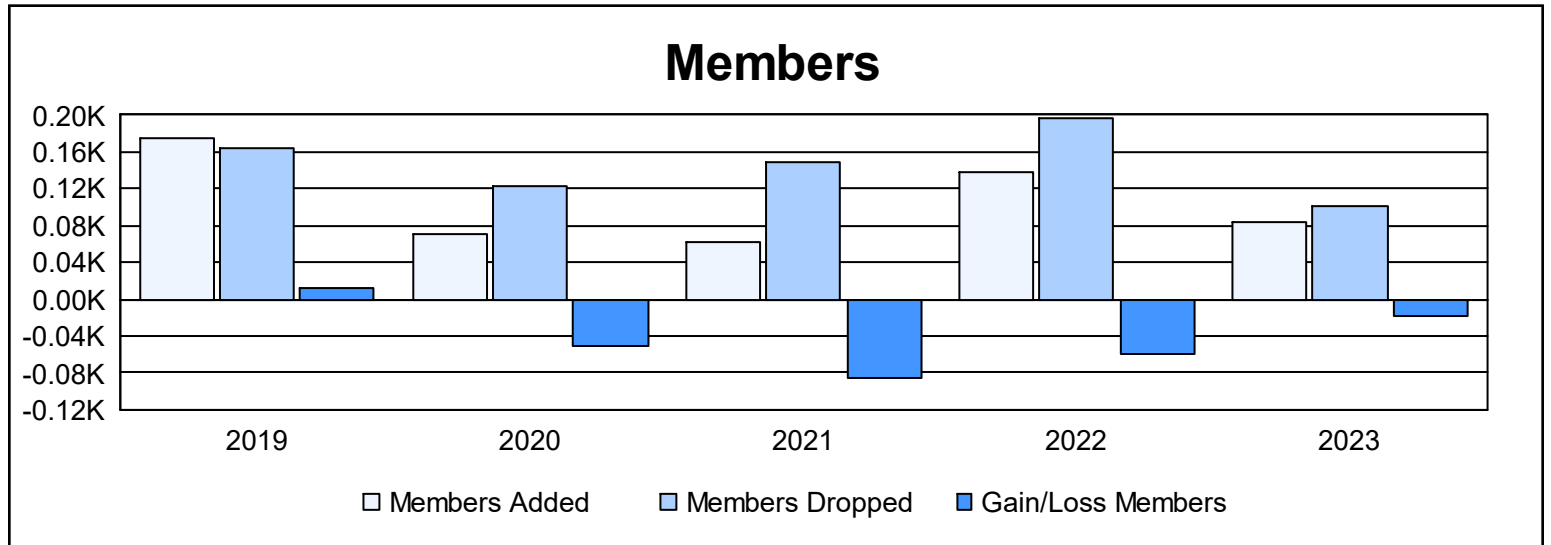
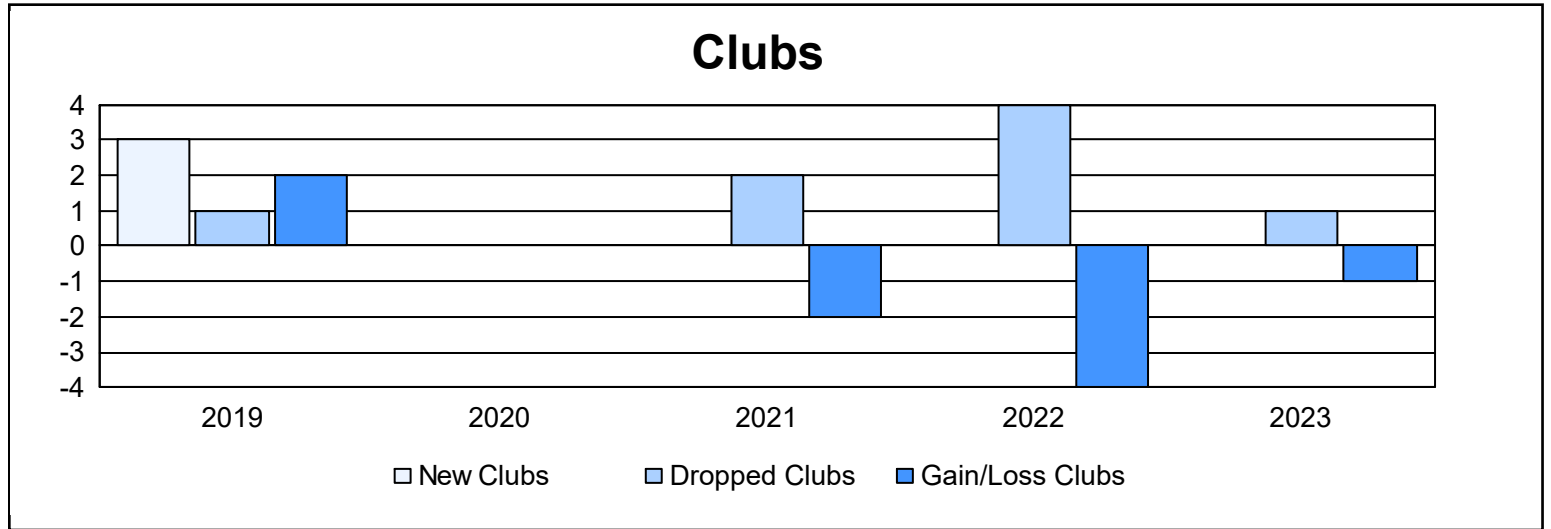
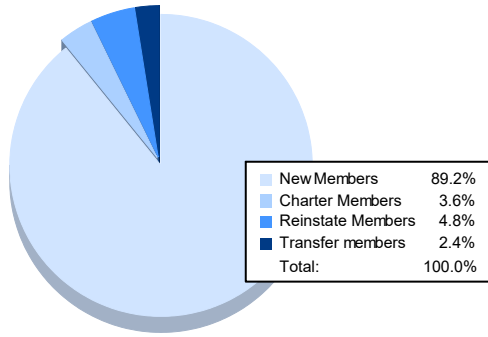


| Year | New Clubs | Dropped Clubs | Gain/ Loss Clubs | New Members | Charter Members | Reinstate Members | Transfer Members | Total Member Added | Total Members Dropped | Gain/ Loss Members |
|----------------|-----------|---------------|------------------|-------------|-----------------|-------------------|------------------|--------------------|-----------------------|--------------------|
| 2018-2019 | 3 | 1 | 2 | 98 | 69 | 6 | 1 | 174 | 163 | 11 |
| 2019-2020 | 0 | 0 | 0 | 57 | 6 | 4 | 4 | 71 | 122 | -51 |
| 2020-2021 | 0 | 2 | -2 | 53 | 3 | 6 | 1 | 63 | 148 | -85 |
| 2021-2022 | 0 | 4 | -4 | 124 | 4 | 5 | 5 | 138 | 197 | -59 |
| 2022-2023 | 0 | 1 | -1 | 74 | 3 | 4 | 2 | 83 | 102 | -19 |
| Average | 1 | 2 | -1 | 81 | 17 | 5 | 3 | 106 | 146 | -41 |



Membership Composition June 2023 Cumulative



Gender Composition June 2023 Cumulative

